


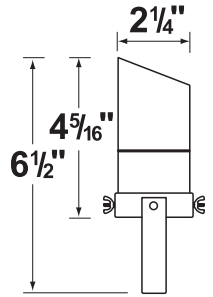

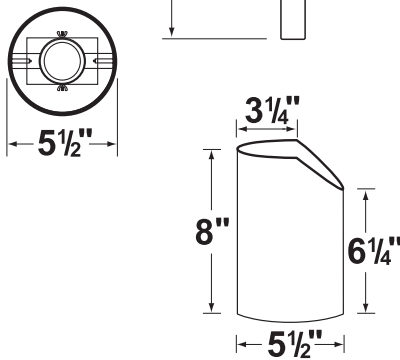


<b>CL-334-SS</b>		 <p style="text-align: center;"><b>CL-334-SS</b></p>	 <p style="text-align: center;"><b>LED AVAILABLE</b></p>
<b>Product Specification Sheet</b>			
<b>HOUSING:</b>	Solid stainless steel adjustable fixture, suspended inside a reversible flat or angled cut PVC sleeve, provides in-ground support.		
<b>FINISH:</b>	<b>SS</b> -Stainless Steel fixture. PVC sleeve available in black only.		
<b>LENS:</b>	Clear, tempered and heat resistant glass with a silicone gasket.  See accessories & parts for special effect lenses and honeycomb louver.	 <p style="text-align: center;"><b>CX-854 DIRECT BURIAL WIRENUT AVAILABLE</b></p>	
<b>LAMP TYPE:</b>	12V, MR-16 halogen, 35W max.  See lamp guide for LED and color MR-16 lamps.		
<b>MOUNTING:</b>	In-ground direct burial or concrete encasement. Use gravel for proper drainage. Angle cut end required to be installed 3" above the ground.		
<b>WIRING:</b>	Fixture is prewired with a 3-foot pigtail of direct burial cable.		
			 <p style="text-align: center;"><b>CORONA Lighting</b> www.coronalighting.com Tel: 800-727-9262 213-747-4500 Fax: 800-727-9957 213-747-3234</p>
			

- Fixture is supplied with 20W MR-16 lamp.
- Remote 12 Volt transformer is required.
- See transformers and accessories for variety of options and choices.